



GSA GOLFSPORTS
GMBH

GSA Golfsports GmbH

Overview



GSA Golfsports
SNAG® Products
SNAG® Training Tools
SNAG® Event Modules
Lifestyle Products

SNAG® Coaching
Consulting/Programming
Activity Center
Funity® Golf Park
Interleague.golf



WHO WE ARE?

GSA Golfsports are developing and providing innovative golf concepts.

Our target is to create contemporary solutions focusing on the needs of today's market.

We are the holders of the **SNAG®** General License for Europe, Middle East, Africa and India.

GSA Golfsports
Headquarters

MUNICH, GERMANY





GSA GOLFSPORTS
GMBH

PGA®
OF EUROPE
GOLF DEVELOPMENT
PARTNER

6,000,000

People are using SNAG equipment worldwide




SNAG® Products

The major goal of the SNAG concept is delivering a simple, active and fun way to start new at golf. For this purpose, a system of materials

(clubs, balls, targets, training tools) and a training program (technology, set-up & games) were developed.

The SNAG product range consists of SNAG, Super SNAG, SNAG Futbol, SNAG Inflatables and Supporting SNAG.

2-4 Years





4-7 Years

7-11 Years

11+ Years

Adults



SNAG Training Tools

The SNAG training tools have been developed to improve general body feeling and motion perception - by seeing (visual), hearing (auditory), feel (tactile) and position-space-awareness (kinesthetic)



ROLLER BRUSH

The Roller Brush develops a correct putting stroke. "Painting" a line on the ground teaches smooth movement.



SNAPPER

The Snapper teaches coordination of hands, arms, body and weight distribution (various exercises). A successful "popped" streamer would indicate the correct use of the hands in the impact area.




SNAGAZOO

The SNAGazoo trains the correct swing plane and the correct angle between the hands and arms in the backswing while pitching - audio feedback is given if the action is performed correctly.



SNAG-O-MATIC

The SNAG-O-Matic enhances body awareness, the grip and it encourages the correct connection and positioning of the hands and arms when rolling, chipping, pitching and launching. In addition, it serves as a guide for different exercises.



HOOP CLOCK

The Hoop Clock is designed as a clock face and offers a visual aid for the length and direction for the movement of the club. It is supported by colours and numbers (rolling, chipping, pitching & launching).

Super SNAG is perfect to progress from SNAG to traditional golf clubs.

With a smaller club face, balls and targets, lower tees and a grip, which is already rounded on the bottom. Super SNAG is even closer to traditional golf.

Compare SNAG[®] to SUPER SNAG[®]



Launcher



Super Launcher



Roller



Super Roller



SNAG grip



Super SNAG grip



Flagsticky



Super Flagsticky



Launch Pad



Super Launch Pad



SNAG Balls



Super SNAG Balls

SNAG FUTBOL®

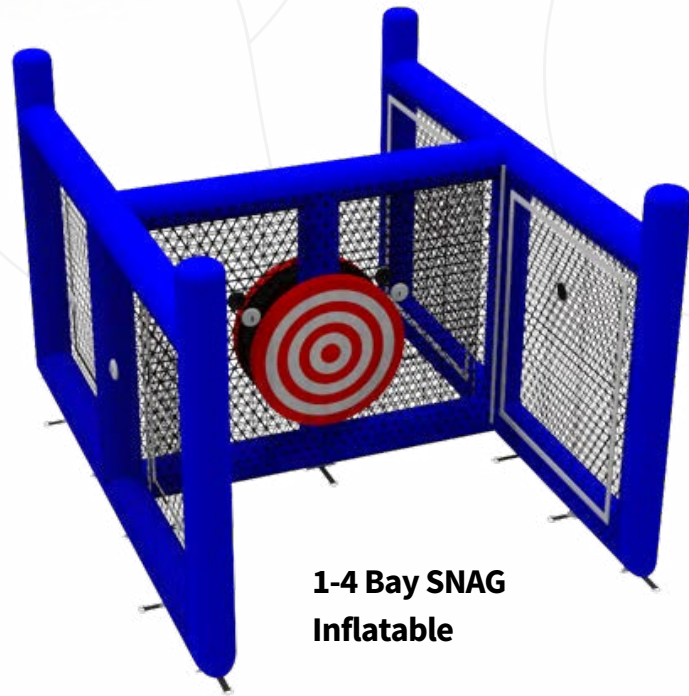
SNAG Futbol® is SNAG's version of Footgolf. The players aim is to reach the flag with as few kicks as possible. The ball sticks to the Futbol Flagsticky with a Hook and Loop system. There are no limits to your creativity in building a course!

SNAG Futbol® is also an ideal alternative training for other sports and additional training for golf lessons.





10 Bay SNAG Inflatable




1-4 Bay SNAG Inflatable

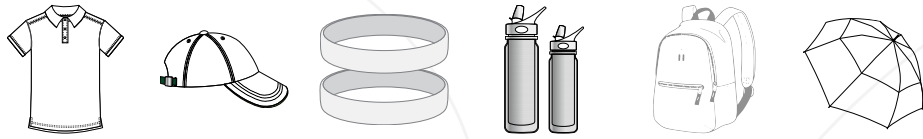
SNAG[®] EVENT MODULES

The versatile platform offers clients the opportunity to present themselves with fun, action and limitless creativity.

The Inflatables are made of high quality material and are available in three different sizes. Thanks to the strong air blower, they are ready for use around the clock both indoor and outdoor.



Lifestyle Products





GSA Golfsports offers
SNAG® merchandises and
personalized consumer
products



SNAG® Coaching

SNAG has a five-stage coaching program. Basic elements of golf can be communicated simply and effectively with maximum fun and easy explanations.

The SNAG curriculum includes components from golf teaching, technique, kinesiology, motor skills, kinaesthetic, mathematics, physics, social science and pedagogy.



LUTHER FINNEGAN
has completed the
SNAG Education Programme

CERTIFIED SNAG REGIONAL TRAINER
LEVEL 4

Trainer: **TONY HOWARTH**
Certificate No.: **UK 7-01**
Country: **United Kingdom**

GSA GOLF SPORTS
GmbH
Schleißheimerstraße 232c
80797 Munich | Germany
www.snag.golf

Christian Platt, Managing Director
October 26, 2015

Grip Roller

Chipping

Launching

Setup

Target step

Step to the target

Target step, rear step

Step to the target, step to the rear

Continue to 10

Continue to 2

29

SNAG® BASICS / CHIPPING

SNAG® BASICS / LAUNCHING

- 1
- 2
- 3
- 4
- 5

GSA has developed a five-stage certificated SNAG Coaching Program. The innovative approach ensures a highly effective learning of golf fundamentals with ease and fun.



Teaching SNAG® Basics



Fundamentals



Grip Basics*



Hold club in rear (right) hand on the shaft band



Place left (target) thumb on the yellow dots ensure shaft grip is at the base of the fingers



With rear hand palm open slide the hand down the club until hands connect



Place rear thumb on the red dots and hold

**The same approach to establishing the grip is applied to both the Roller and the Launcher.*

The Alphabet

Using letters in upper case gives immediate feedback and is easily interpreted and understood by both the coach and the player. This appeals to visual and auditory learners.



The "L" signifies the position between the arms and the hinged wrists



The long "Y" is formed between the arms and the club and is referred to when playing the chip, pitch and launch shots. The relaxed "Y" is a good way of helping the pupil address the ball when rolling.




The "A" is used to establish the stance



Grip Roller

1

Put the Left thumb on the yellow marking



Yellow dots on the left side

2

Put the Right thumb on the red marking



LEFT on YELLOW, RIGHT on RED

For right handed players: Hold the club in front: Left on Yellow - Connect - Right on Red.




For left handed players: Right on Red - Connect - Left on Yellow



Grip Launcher

1

Put the Left thumb on the yellow marking



Yellow dots on the right side

2

Put the Right thumb on the red marking



LEFT on YELLOW, RIGHT on RED

For right handed players: Hold the club in front: Left on Yellow - Connect - Right on Red.



For left handed players: Right on Red - Connect - Left on Yellow





Rolling



Chipping

Setup



Simple SNAGology terms

Targeting	Feet together, make a relaxed "Y"	Club level with your waist	Bow to the ball	Target step, rear step
Line the arrow on the ball towards the target.	Stand with feet together, create a relaxed "Y" with the arms,	Hold the club at waist height, horizontal to the ground	Bow to the ball, which gives a break from the waist	Step to the target, step to the rear

Setup




Simple SNAGology terms

Targeting	Feet together, make a long "Y"	Club level with your waist	Bow to the ball	Target step
Line the arrow on the ball with the arrow on the Launch Pad.	Stand with feet together, create a long "Y" with the arms,	Hold the club at waist height, horizontal to the ground	Bow to the ball, which gives a break from the waist	Step to the target

Rolling

After **Roller Grip** and **Setup**


1. Start at 6
2. Away to 7
3. Through to 5
4. Tick Tock



Chipping

After **Launcher Grip** and **Setup**

1. Start at 6
2. Away to 8
3. Through to 4
4. Tick-Tock





Pitching




Launching

Setup



Setup



Simple SNAGology terms

Targeting	Feet together, make a long "Y"	Club level with your waist	Bow to the ball	Target step, rear step
Line the arrow on the ball with the arrow on the Launch Pad.	Stand with feet together, create a long "Y" with the arms,	Hold the club at waist height, horizontal to the ground	Bow to the ball, which gives a break from the waist	Step to the target, step to the rear

Simple SNAGology terms

Targeting	Feet together, make a long "Y"	Club level with your waist	Bow to the ball	Target step, rear step
Line the arrow on the ball with the arrow on the Launch Pad.	Stand with feet together, create a long "Y" with the arms,	Hold the club at waist height, horizontal to the ground	Bow to the ball, which gives a break from the waist	Step to the target, step to the rear

Pitching

After **Launcher Grip** and **Setup**

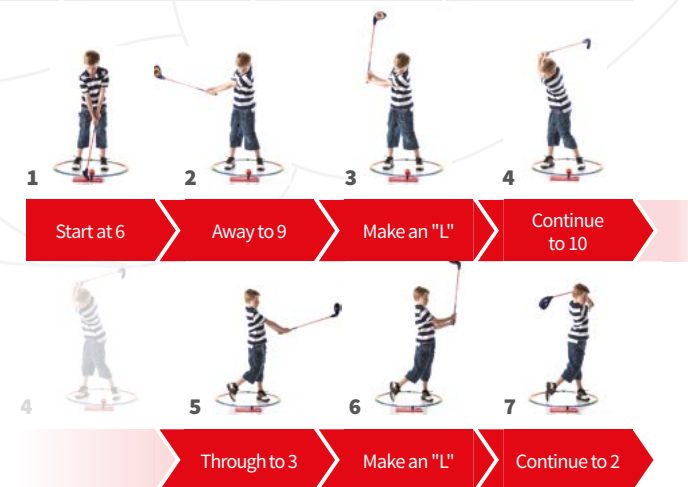
1. Start at 6
2. Away to 9
3. Make an "L"
4. Through to 3 and hold the "Y"
5. Keep the eye to the sky



Launching

After **Launcher Grip** and **Setup**

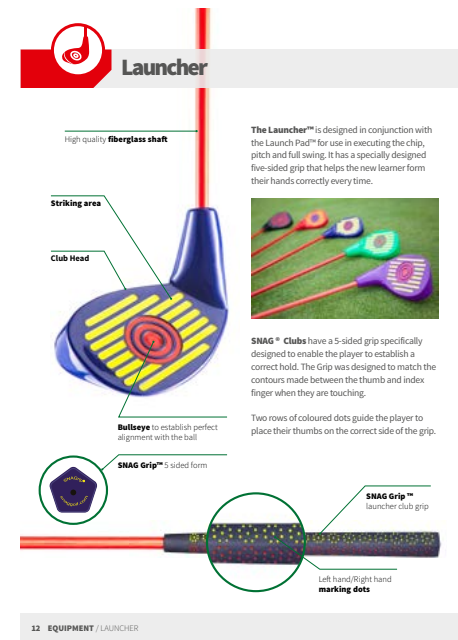
1. Start at 6
2. Away to 9
3. Make an "L"
4. Continue to 10
5. Through to 3
6. Make an "L"
7. Continue to 2





Consulting/ Programming

GSA provides consulting services for international organisations, associations, and countries, creating custom-tailored concepts powered by SNAG programs and products.

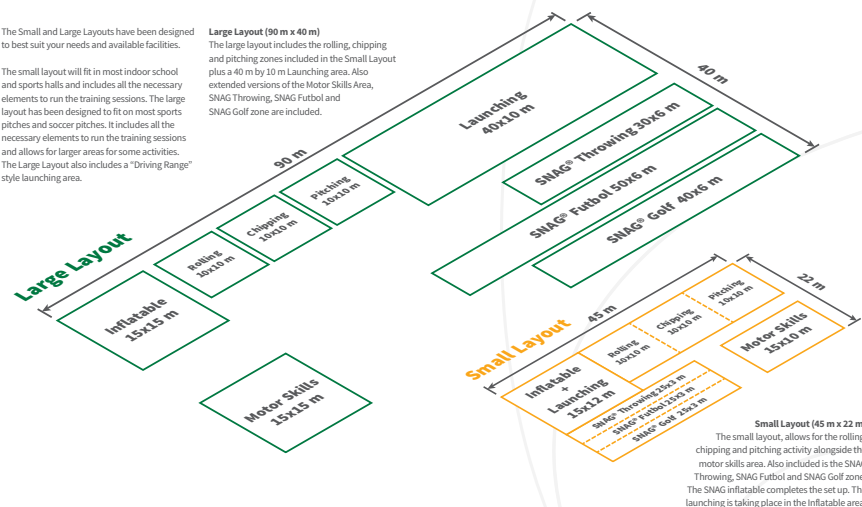




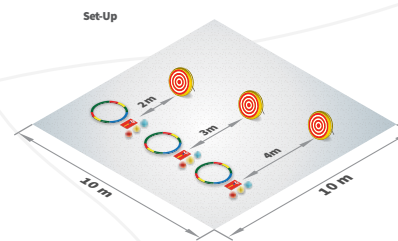
Event Planning

The Small and Large Layouts have been designed to best suit your needs and available facilities.

The small layout will fit in most indoor school and sports halls and includes all the necessary elements to run the training sessions. The large layout has been designed to fit on most sports pitches and soccer pitches. It includes all the necessary elements to run the training sessions and allows for larger areas for some activities. The Large Layout also includes a "Driving Range" style launching area.



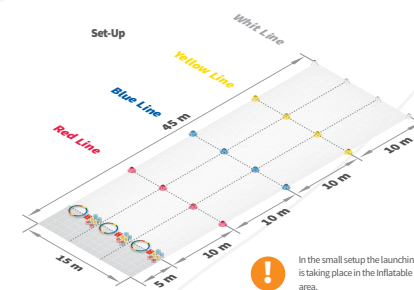
Pitching Station



👤 Players	2 players per target (6 per station)
🧰 Equipment	3 x Launcher 30" RH, 1 x Launcher 30" LH, 3 x Launcher 34" RH, 1 Launcher 34" LH, 3 x Bullseye, 2 x Stand Indoor/Outdoor, 3 x Hoop Clock large, 3 x Hoop Clock small, 3 x cones white, 3 x Launch Pad with tees, 9 balls
🎯 Activity	Every player takes it in turn to hit 3 shots to each of the Bullseye targets, change to the next station after time is over
🎯 Objective	Strike the SNAG ball at the Bullseye target as close to the centre as possible with each shot
⌚ Time	Repeat for 5 minutes



Launching Station



👤 Players	2 players per launching base (6 per station)
🧰 Equipment	3 x Launcher 30" RH, 1 x Launcher 30" LH, 3 x Launcher 34" RH, 1 x Launcher 34" LH, 3 x Bullseye, 2 x Stand Indoor/Outdoor, 3 x Hoop Clock large, 3 x Hoop Clock small, 3 x cones white, 4 x cones blue, 4 x cones yellow, 4 x cones red, 3 x Launch Pad with tees, 3 x 6 balls, 3 x bucket
🎯 Activity	Each player takes it in turn to hit 3 shots on the driving range, 6 shots per person, change to the next station after time is over
🎯 Objective	Strike the SNAG ball as far and accurate as possible with each shot
⌚ Time	Repeat for 5 minutes

In the small setup the launching is taking place in the inflatable area.

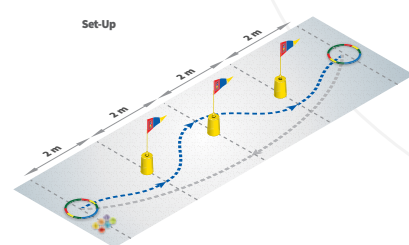


Playing / Golf



👤 Players	2 players per station
🧰 Equipment	2 x Launcher 30" RH, 1 x Launcher 30" LH, 2 x Launcher 34" RH, 1 x Launcher 34" LH, 2 x Roller 30", 2 x Roller 34", 1 x Flagstick, 2 x balls, 1 x Hoop Clock large, 1 x Launch Pad with tee, 2 x cones red, 6 x cones green
🎯 Activity	Each player takes it in turn to hit the ball to the Flagstick using first the launcher and inside the green area, the roller
🎯 Objective	Stick the ball to the Flagstick in the least possible number of shots
⌚ Time	Maximum 10 minutes
📊 Points	1 att. - 5 pts., 2 att. - 4 pts., 3 att. - 3 pts., 4 att. - 2 pts., 5 att. - 1 pts.

Motor Skills / Coordination



👤 Players	2 players per station
🧰 Equipment	1 x Roller 30", 1 x Roller 34", 3 x Flagstick, 2 x Hoop Clock large, 1 x 6 balls
🎯 Activity	Each player uses the roller to lead SNAG balls through the Flagsticks to the Hoop Clock at the end (one ball at a time), 6 balls per person
🎯 Objective	Use the Roller to lead as many of the 6 balls from start Hoop to finish Hoop in the given time
⌚ Time	Maximum 1 minute per person (up to 3 minutes total)
📊 Points	1 point for every ball in the finish Hoop Clock



Inflatable / Futbol



👤 Players	2 players per target
🧰 Equipment	2 x cones red, 1 x Futbol Launch Pad with tee, 3 x Futbol large
🎯 Activity	Each player takes it in turn to kick the ball against the large Bullseye, change to the next side after 3 kicks per person
🎯 Objective	Stick the ball to the large Bullseye
⌚ Time	Maximum 3 minutes
📊 Points	1 point for every ball that sticks to the large Bullseye



Inflatable / Golf



👤 Players	2 players per target
🧰 Equipment	1 x Launcher 30" RH, 1 x Launcher 30" LH, 1 x Launcher 34" RH, 1 x Launcher 34" LH, 1 x Hoop Clock large, 2 x cones red, 1 x Launch Pad with tee, 1 x 3 balls
🎯 Activity	Each player takes it in turn to strike the ball to the large Bullseye using the launcher, change to the next side after 3 strikes per person
🎯 Objective	Stick the ball to the large Bullseye
⌚ Time	Maximum 3 minutes
📊 Points	1 point for every ball that sticks to the large Bullseye



Activity Center

The Activity Center powered by SNAG has been developed to ensure the best all round SNAG experience.

			
Products / Inflatables			
Marketing			
Coaching & Training			
Interleague Online Scoring			
SNAG® Practice Area			
Short Course by Funity™			
Quality Management			

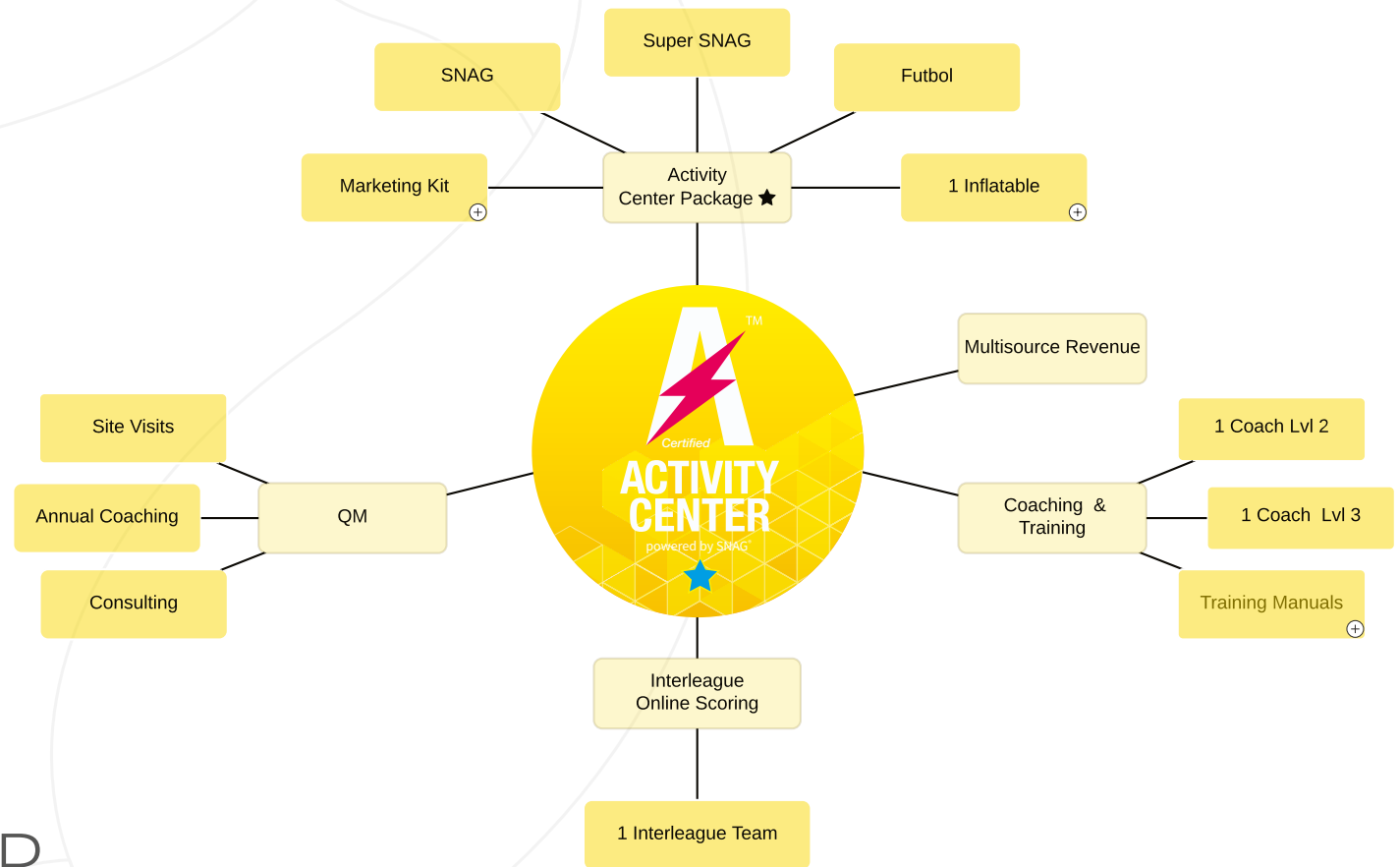
Three different levels are available: 1 star, 2 star and 3 star. Each offering their own unique selection of products, training, support and revolutionary concepts:

- Current range of products (Inflatable, SNAG, Super SNAG, SNAG Futbol)
- Marketing support and materials
- Integrated program for coaches
- Interleague online scoring and communication, with other teams worldwide
- Customized layout maximising space for SNAG practice Areas
- Family focused short course by Funity
- Quality management through regular site visits, annual coaching and expert consultancy





ONE STAR ACTIVITY CENTER



Small to Medium Size solution

We are happy to present a synergy of simplicity and quality, the One Star Activity Center is designed for a small to medium size Golf Club, Hotel and Resort. Everything your client needs for an amazing SNAG experience is right here! This carefully organized, safe and ready to use concept targets top of the line quality standards in client satisfaction and fun.

1

1 - 4 Bay Inflatable

Allows playing on up to four sides using SNAG, Super SNAG and Futbol simultaneously, Or even more is available by upgrading to 6 Bay module.

7

Multiple Revenue Sources

Including: SNAG Events, Rental, Retailing, Golf Teaching, Sponsorship, Kids Camps and Secondary Spend

2

Certified Trainers (Lvl 2- 3)

Your personnel will be provided with knowledge, extensive practical skills, specially created manuals, containing the guide to all level 1-3 SNAG Games.

1

Interleague.golf team

Play on the international online real time scoring platform, taking part in championships, bringing the competitive spirit and even a little bit more fun into play.

Inflatable

Name	Quantity
1 - 4 Bay Inflatable*	1
Giant Bullseye	4
Electric Air Pump	1

* An upgrade to the 6 Bay Inflatable is available for an additional cost.

SNAG

Name	Quantity
Roller	20
RH Launcher	30
LH Launcher	5
SNAG Balls	200
Flagsticky	4
Rollerama	4
Bullseye	2
Sticky Suit	1
Hoop Clock	8
Roller Brush	4
SNAG-o-Matic	4
SNAG-a-Zoo	4
Snapper	4
Visual Tracking System	1
Launch Pad (3 Tees)	12
Bullseye Stand Outdoor	2
Equipment Carrier	2

Super SNAG

Name	Quantity
Super Roller	4
Super RH Launcher	6
Super LH Launcher	1
Super SNAG Balls	50
Super Flagsticky	2
Super Rollerama	4
Super Launch Pad (3 Tees)	6
Equipment Carrier	1

Futbol

Name	Quantity
Futbol Flagsticky	3
Futbol Launch Pad	3
Tees	3
SNAG Futbol	12
Equipment Carrier	1

Retailer Starter Package

Name	Quantity
Player Pak	3
Bullseye	1

Interleague

Name	Quantity
Roller	6
RH Launcher	6
LH Launcher	1
SNAG Balls	24
Flagsticky	6
Launch Pad (3 Tees)	8
Cones (5 Colours - 50 pack)	5
Whistle	1
Measuring Wheel	1
Small Kit Bag	1

Marketing Kit

Name	Quantity
Activity Center Beach Flag (L)	2
Interleague Beach Flag (L)	1
Roll Up	1
Certificate/Plaque	1
Training Manual Level 1	2
Training Manual Level 2	2
Training Manual Level 3	2
Score Cards	200
Digital/Social Media Coverage	-

Optional Extras

Name	Quantity
Branded Lifestyle Products	-
Customized Marketing Materials	-
Event Support	-
Customized Programs	-



TWO STAR ACTIVITY CENTER



Medium Size Solution

Incorporating the needs of our medium to big sized B2B partners we have developed the concept further, featuring a permanently designated area for SNAG practice. Imagine a wider range of the available equipment, alongside an extended certified team to train larger groups of beginners, hold bigger events, support School programs and even host Interleague championships. For all of this meet the Activity Center Two Star.

2

Inflatables

1-4 Bay and 6 Bay Inflatables delivering a comprehensive flexibility in setting up SNAG zones and renting for events.

3

Extra Revenue Sources

Family driven client generation, School Programs, hosting Interleague Championships

4

Trainers (Lvl 1- 3)

In addition to level 2 and 3 Coaches Activity Center Two Star will offer training and certification of 2 Level 1 Deliverers. They will strengthen the coaching team to support the growing numbers of SNAG players.

1

Practice Area

Utilizing our expert consultancy and specially designed layouts, the SNAG Practice Area will guarantee a safe, family fun environment. Allowing players to practice, compete and shape their SNAG skills without a coach in a free play zone.

Inflatable*

Name	Quantity
1 - 4 Bay Inflatable	1
6 Bay Inflatable	1
Giant Bullseye	10
Electric Air Pump	1
Blower	1

* An upgrade to the 10 Bay Inflatable is available for an additional cost.

SNAG

Name	Quantity
Roller	30
RH Launcher	40
LH Launcher	10
SNAG Balls	300
Flagsticky	4
Rollerama	4
Bullseye	2
Sticky Suit	1
Hoop Clock	16
Roller Brush	4
SNAG-o-Matic	4
SNAG-a-Zoo	4
Snapper	4
Visual Tracking System	1
Launch Pad (3 Tees)	16

Name	Quantity
Bullseye Stand Outdoor	2
Equipment Carrier	2

Super SNAG

Name	Quantity
Super Roller	8
Super RH Launcher	12
Super LH Launcher	2
Super SNAG Balls	100
Super Flagsticky	4
Super Rollerama	4
Super Launch Pad (3 Tees)	12
Equipment Carrier	1

Futbol

Name	Quantity
Futbol Flagsticky	6
Futbol Launch Pad	6
Tees	6
SNAG Futbol	24
Equipment Carrier	2

Retailer Starter Package

Name	Quantity
Player Pak	3
Bullseye	1

Interleague

Name	Quantity
Roller	12
RH Launcher	12
LH Launcher	2
SNAG Balls	50
Flagsticky	6
Launch Pad (3 Tees)	12
Cones (5 Colours - 50 pack)	5
Whistle	1
Measuring Wheel	1
Equipment Carrier	1

Marketing Kit

Name	Quantity
Activity Center Beach Flag (L)	2
InterLeague Beach Flag (L)	1
Roll Up	1
SNAG Pop Up (M)	1
Certificate/Plaque	1
Training Manual Level 1	2
Training Manual Level 2	2
Training Manual Level 3	2
Score Cards	200
Digital/Social Media Coverage	-

Optional Extras

Name	Quantity
Branded Lifestyle Products	-
Customized Marketing Materials	-
Event Support	-
Customized Programs	-



THREE STAR ACTIVITY CENTER



You are fully in control

The Three Star Activity Center is getting to the heart of what makes an activity center what it is. Our dream of the perfect Family facility has driven us to the idea of the Funity project, which takes entertainment to a whole new level. The one-off design of the Funity project blends your vision with our knowledge to shape the ultimate SNAG experience.

1

Short Course by Funity™

It's custom made, its innovative and it's already there: the first ever ultimate 6 to 9 Holes Short Course powered by SNAG, Super SNAG and SNAG Futbol.

6

Additional Revenue Streams

Including Funity Renting, Food and Beverage, Funity Competitions, Funity Events, Funnity Lifestyle Products

5

Trainer Team

Including the Regional Trainer, who is able to deliver SNAG seminars and train as many additional certified level 1-3 trainers you may need.



Inflatable

Name	Quantity
1 - 4 Bay Inflatable	1
6 Bay Inflatable	1
Giant Bullseye	10
Electric Air Pump	1
Blower	1

SNAG

Name	Quantity
Roller	30
RH Launcher	40
LH Launcher	10
SNAG Balls	300
Flagsticky	4
Rollerama	4
Bullseye	2
Sticky Suit	1
Hoop Clock	16
Roller Brush	4
SNAG-o-Matic	4
SNAG-a-Zoo	4
Snapper	4
Visual Tracking System	1
Launch Pad (3 Tees)	16
Bullseye Stand Outdoor	2
Equipment Carrier	2

Super SNAG

Name	Quantity
Super Roller	8
Super RH Launcher	12
Super LH Launcher	2
Super SNAG Balls	100
Super Flagsticky	4
Super Rollerama	4
Super Launch Pad (3 Tees)	12
Equipment Carrier	1

Futbol

Name	Quantity
Futbol Flagsticky	6
Futbol Launch Pad	6
Tees	6
SNAG Futbol	24
Equipment Carrier	2

Retailer Starter Package

Name	Quantity
Player Pak	3
Bullseye	1

Interleague

Name	Quantity
Roller	12
RH Launcher	12

Name	Quantity
LH Launcher	2
SNAG Balls	50
Flagsticky	6
Launch Pad (3 Tees)	12
Cones (5 Colours - 50 pack)	5
Whistle	1
Measuring Wheel	1
Equipment Carrier	1

SNAG Funity

Name	Quantity
Roller	33
RH Launcher	28
LH Launcher	5
SNAG Balls	100
Player Pak Bag	33
Launch Pad (3 Tees)	33

Super SNAG Funity

Name	Quantity
Super Roller	12
Super RH Launcher	10
Super LH Launcher	2
SNAG Balls	100
Player Pak Bag	12
Launch Pad (3 Tees)	12

Marketing Kit

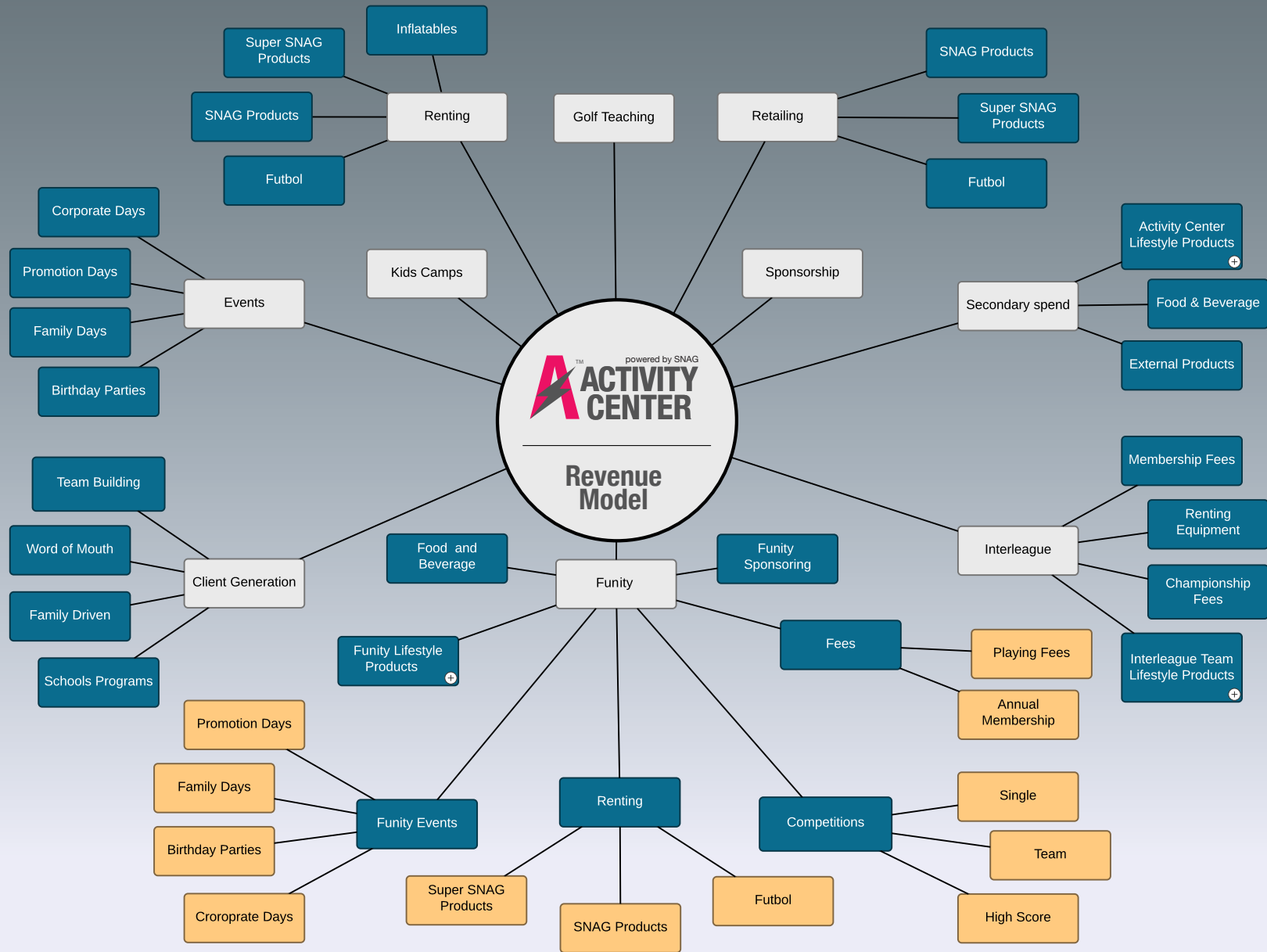
Name	Quantity
Activity Center Beach Flag (XL)	2
InterLeague Beach Flag (L)	1
Roll Up	2
SNAG Pop Up (M)	2
Certificate/Plaque	1
Training Manual Level 1	2
Training Manual Level 2	2
Training Manual Level 3	2
Training Manual Level 4	2
Score Cards	500
Digital/Social Media Coverage	-

Optional Extras

Name	Quantity
Branded Lifestyle Products	-
Customized Marketing Materials	-
Event Support	-
Customized Programs	-

* An upgrade to the 10 Bay Inflatable is available for an additional cost.

REVENUE MODEL



ACTIVITY CENTER MARKETING KITS

The marketing kit has specifically been designed for the Activity Center to enhance the communication with your customers.

It contains all the necessary elements required to promote your Activity Center, such as beach flags, roll ups, pop-ups, scorecards, digital and social media support adapted to each certification level.

In addition to the existing marketing material for the Activity Centers, special solutions can be created to offer attractive new advertising opportunities at anytime.





SMART AND FRIENDLY

FOR THE FUTURE OF GOLF

FUNITY® Golf Park is an easy to play 6 hole course with synthetic greens and fun practice area, playable with SNAG, Super SNAG, SNAG Futbol and traditional golf clubs.

Introducing golf to a wider audience.

FUNITY® is a concept brought to you by GSA Golfsportsports GmbH in cooperation with Brilliant8 GmbH

Powered by SNAG® EMEA & India and Southwest Greens Central Europe




FUNITY® GOLF PARK

Complete Solution



Planning & Design

We deliver the complete package of strategical planning and design for FUNITY® Golf Park



Construction

We build the short course and practice area using synthetic turf on tees and greens



Equipment

The full range of SNAG® and on course equipment will ensure customer satisfaction and bring fun to all ages



Marketing

The marketing package contains all the necessary elements required to promote your FUNITY® Golf Park along with digital and social media support



What makes FUNITY® friendly?

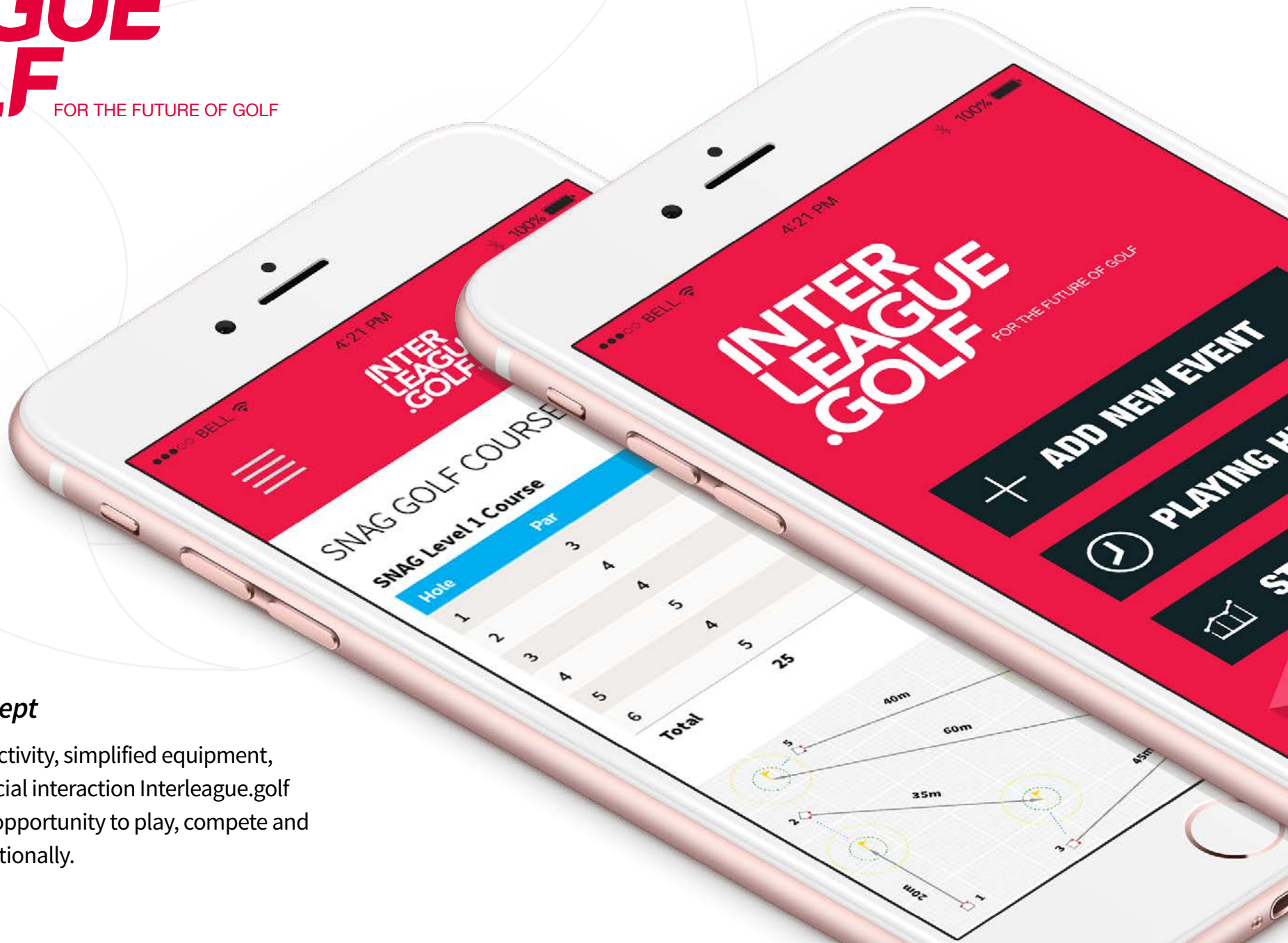
FUNITY® provides a modern solution that is perfectly suited to current market demands and what is even more exciting it's for everyone. Optimal family entertainment, that brings fun to all ages, while developing new golfers.

The FUNITY® Golf Park is for everyone and fits perfectly inbetween miniature golf and traditional golf (juniors, adults, seniors, families, companies and all kinds of groups who love to have fun together).

People can start playing straight away without training sessions or a big investment in equipment!

INTER LEAGUE .GOLF

FOR THE FUTURE OF GOLF



A hybrid golf concept

Combining physical activity, simplified equipment, online scoring and social interaction Interleague.golf gives everybody the opportunity to play, compete and communicate internationally.

A photograph of two young women walking away from the camera on a lush green golf course. The woman on the left is wearing a light blue polo shirt and yellow shorts, carrying a blue and red backpack and a yellow golf bag. The woman on the right is wearing a red polo shirt and blue shorts, also carrying a blue and red backpack and a yellow golf bag. In the background, there are trees, a distant city skyline, and a white flag with a logo. A red banner with white text is overlaid across the middle of the image.

Get *connected*, become *friends!*™

**INTER
LEAGUE
.GOLF** FOR THE FUTURE OF GOLF

COMPETE INTERNATIONALLY WITHOUT LEAVING TOWN

Teams play on identical layouts using SNAG® equipment so there's no need to play at the same physical location like traditional golf. The fantastic benefits and historic traditions of golf remain but can now be spread into new environments reaching new audiences. You can play locally in your neighbourhood or choose to play against a team from another continent. The choice is yours.

The Interleague connects teams from around the world bringing whole communities together, there's no segregation or discrimination so anyone can play. It doesn't focus on individual performance but highlights the team benefits of golf. All stroke play events have an individual and a team winner.

The 2 Team mode allows for match play competition between teams, points are awarded per hole instead of per match. This way every player has the chance to contribute to their team's performance and help to create a positive team spirit.





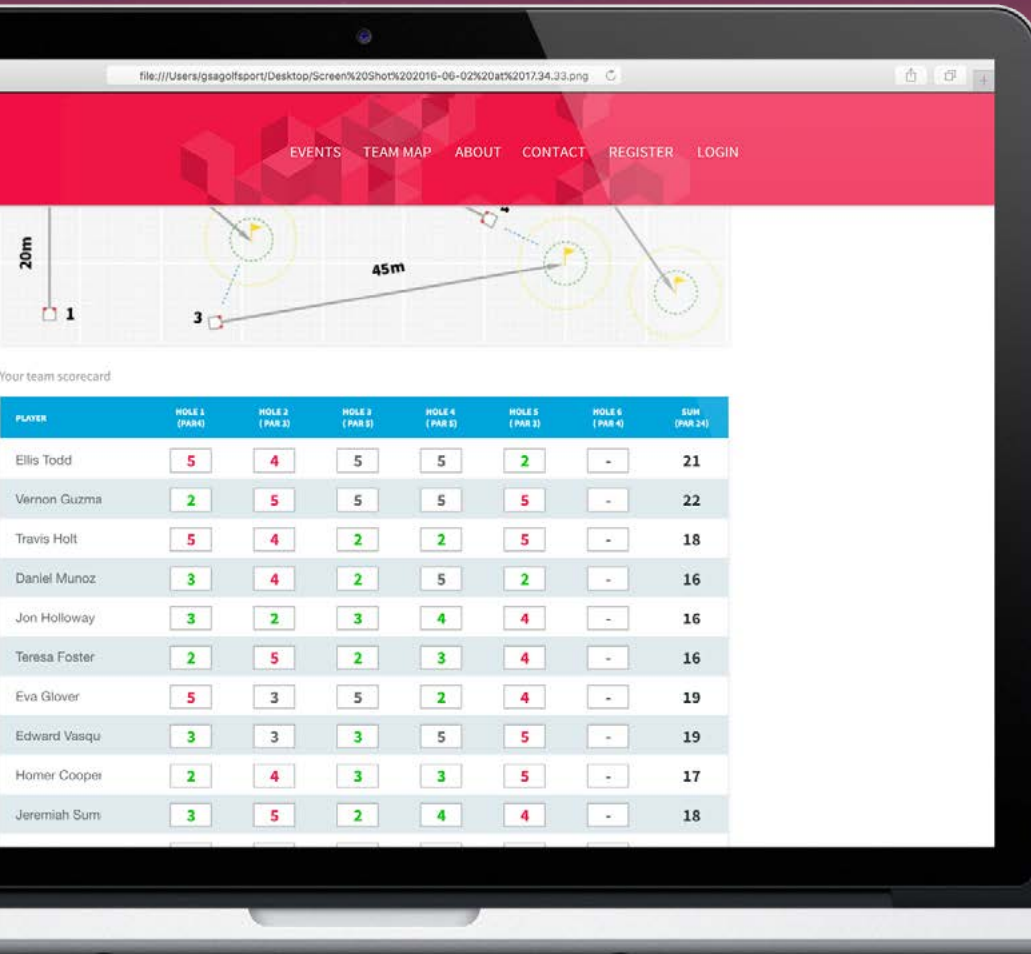
INTERLEAGUE BREAKS DOWN BARRIERS

The Interleague removes the barriers to participation, building the foundations for a lifetime of golf. Powered by SNAG®, the world's premier first touch golf system which is reaching over 6 Million people. You can utilize kindergartens, schools, universities, parks, sport facilities and large public areas to create a fun 6 hole course, perfect for all ages and abilities. Let your imagination take over and transform your community.

In today's busy society many people don't have the time to play sports. The Interleague is designed to be quick and easy to play. There is no need to travel long distances to a golf course. No need to wear special clothes or arrange lessons before spending 3 to 4 hours on a golf course. Everything is designed to be easy to set up and have people playing together in just 30 minutes.

Teams play on identical layouts using SNAG® equipment so there's no need to play at the same physical location like traditional golf. The fantastic benefits and historic traditions of golf remain but can now be spread into new environments reaching new audiences.

SMART ONLINE MANAGEMENT



All Interleague events are designed to be scored using a smartphone, tablet or laptop with internet connection.

Players score and have fun, while team managers organise events and are responsible for the team's profile. Interleague, golf online interface provides all the necessary stats and information and even control over scoring to keep track of the team's progress.

All events can be sponsored giving teams an opportunity to generate important revenue to sustain their new activity. Every event has its own leaderboard that can be shared on social networks to ensure maximum exposure.

LET THE JOURNEY BEGIN





GSA GOLFSPORTS
GMBH

SNAG® Europe/Middle East/Africa/India

GSA Golfsports GmbH
Schleissheimer Str. 232c
Showroom: Hornstr. 1
80797 Munich, Germany

Email: info@gsagolfsports.com

Tel.: +49 89 2429 0540

Fax: +49 89 2429 0668

www.gsagolfsports.com

www.snag.golf

Contacts



Christian Piott

Managing Director

Tel.: +49 89 2429 0540

Mob.: +49 178 85 75 049

Email: cp@gsagolfsports.com




Melanie Ferell

Office and Finance Manager

Tel.: +49 89 2154 73752

Email: mf@gsagolfsports.com



Dan Killen

International Business

Development Manager

Tel.: +49 89 2154 73751

Mob.: +49 152 2260 5630

Email: dk@gsagolfsports.com





starting new

GSA Golfsports
Headquarters
2016 Munich



GSA GOLFSPO RTS
GMBH